

The Integrated Age Diversity Training helps organizations to overcome the challenges and realize the benefits of age diversity

Burmeister, A., Gerpott, F.H., Hirschi, A., Scheibe, S., Pak, K. & Kooij, D.T.A.M. (in press). Reaching the heart or the mind? Test of two theory-based training programs to improve interactions between age-diverse coworkers. *Academy of Management Learning & Education*. doi: 10.5465/amle.2019.0348



Anne Burmeister
Rotterdam School of
Management



**Fabiola H.
Gerpott**
WHU-Otto
Beisheim School of
Management



Andreas Hirschi
University of Bern



Susanne Scheibe
University of
Groningen



Karen Pak
Tilburg University
and the University
of Applied Sciences
of Arnhem and
Nijmegen



Dorien Kooij
Tilburg University







INTEGRATED AGE DIVERSITY TRAINING

Increasing effective interactions between age-diverse coworkers



Agenda


- 
1. Agenda and welcome [~15 mins]
 2. Introduction to age diversity [~30 mins]
 3. Reflection on age group descriptions [~30 mins]
 4. Identity integration [~30 mins]
 5. *Coffee break* [~30 mins]
 6. Knowledge, types of knowledge and age diversity [~30 mins]
 7. Knowledge integration [~30 mins]
 8. Action plan [~30 mins]
 9. Reflection and goodbye [~15 mins]



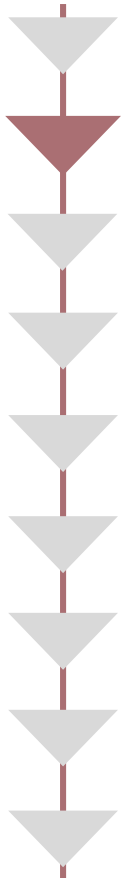
Introduction


Who are you?
(Name and job title)

What are your
expectations for
today?

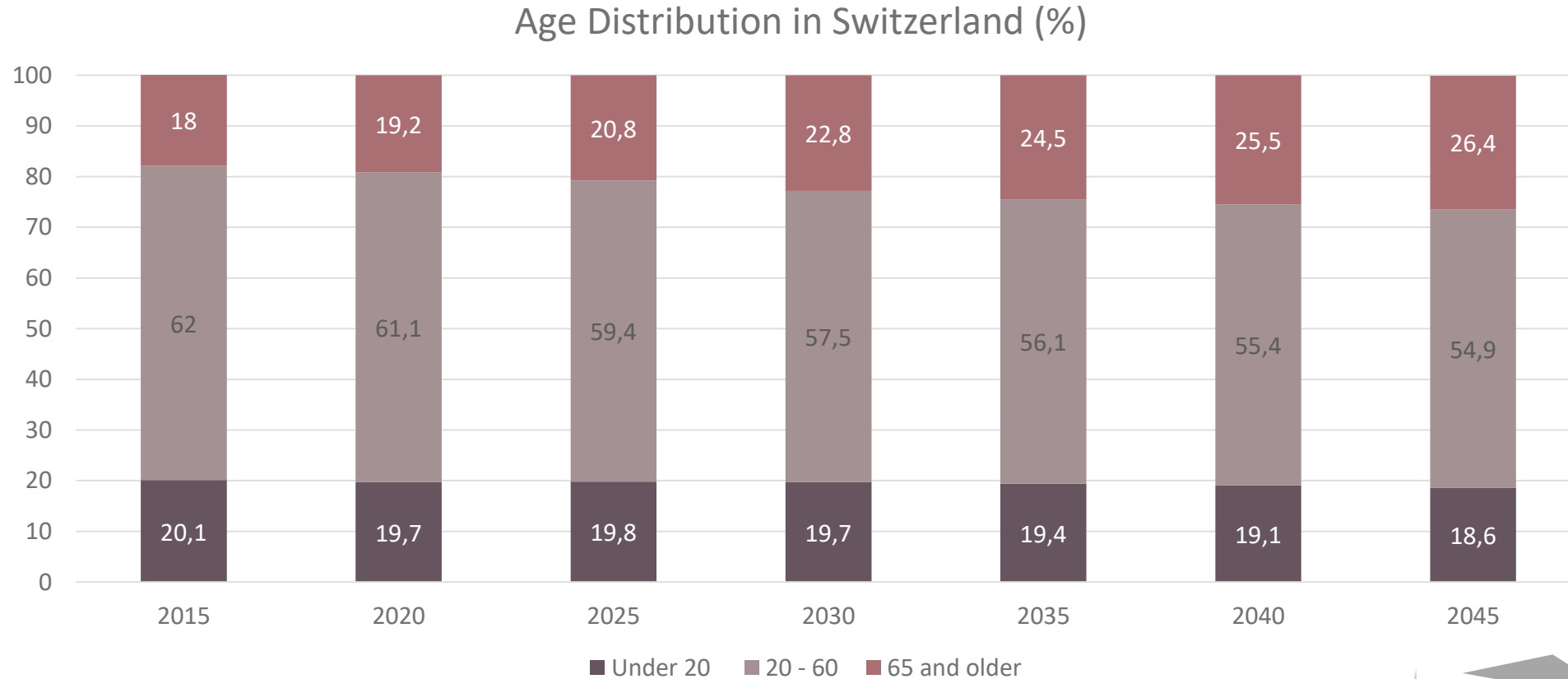


Agenda

- 
1. Agenda and welcome [~15 mins]
 2. Introduction to age diversity [~30 mins]
 3. Reflection on age group descriptions [~30 mins]
 4. Identity integration [~30 mins]
 5. *Coffee break* [~30 mins]
 6. Knowledge, types of knowledge and age diversity [~30 mins]
 7. Knowledge integration [~30 mins]
 8. Action plan [~30 mins]
 9. Reflection and goodbye [~15 mins]



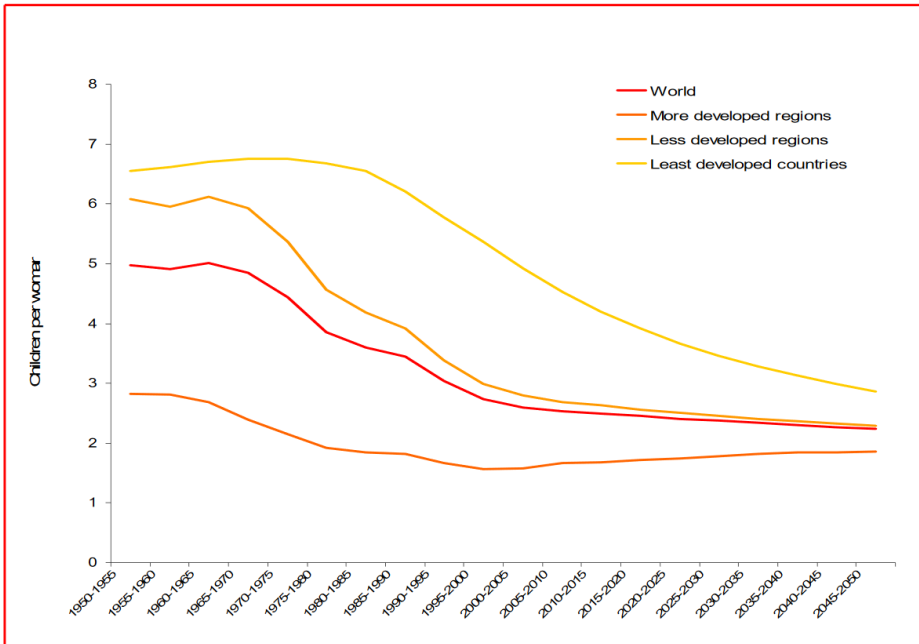
Demographic change affects the age structure in Switzerland



... As birth rates are decreasing & life expectancy is increasing

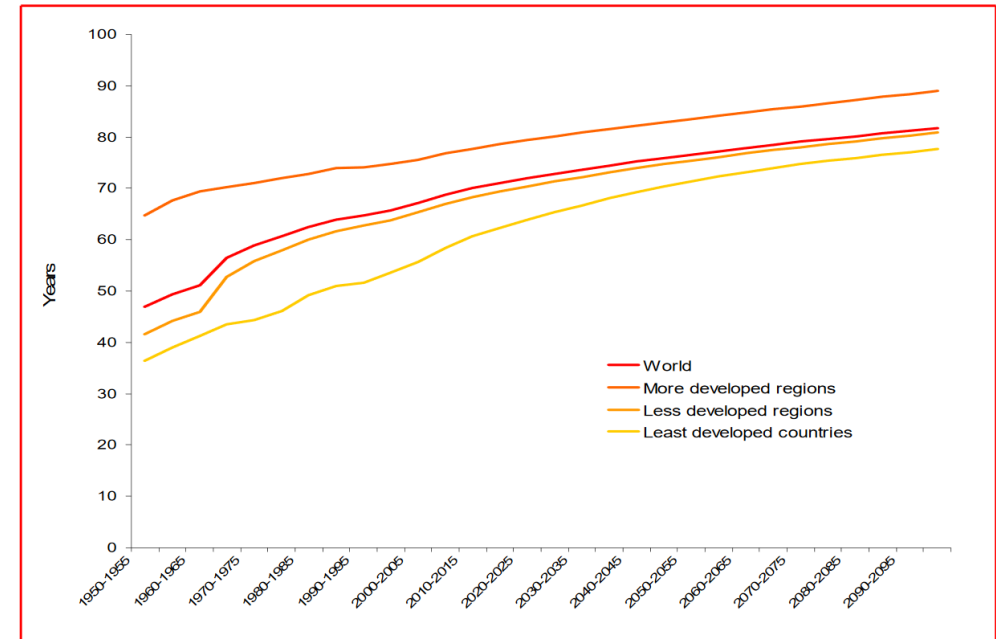
Birth rate

Figure 1.1
Total fertility rate: world and development regions, 1950-2050



Life expectancy

Figure 1.3
Life expectancy at birth: world and development regions, 1950-2050




More older workers and higher age diversity in companies 1/2

Age diversity refers to age differences in companies and is particularly relevant nowadays because:

For the first time, up to **four different generations** / age groups work together

Employees of different ages have **different needs and different knowledge**

New, more independent forms of work require a **high degree of cooperation** from all employees



More older workers and higher age diversity in companies 2/2


Higher age diversity leads to new challenges for companies

Management of
different values and
needs

Knowledge
management



Management of
prolonged and
changed career paths

Health management




Integration: Benefits and challenges of age diversity

Please note down two benefits and two challenges and pin them on the pin boards.

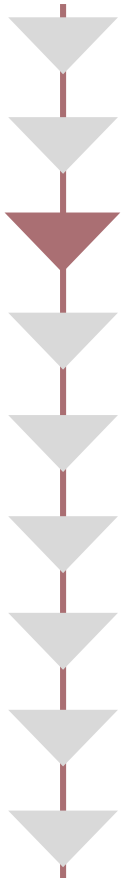



Integration: Benefits and challenges of age diversity

Which topics can be clustered together? What does that mean?



Agenda

- 
1. Agenda and welcome [~15 mins]
 2. Introduction to age diversity [~30 mins]
 3. Reflection on age group descriptions [~30 mins]
 4. Identity integration [~30 mins]
 5. *Coffee break* [~30 mins]
 6. Knowledge, types of knowledge and age diversity [~30 mins]
 7. Knowledge integration [~30 mins]
 8. Action plan [~30 mins]
 9. Reflection and goodbye [~15 mins]




Trainer information: reflection on self and external description

Materials:

- presentation
- Worksheet

15 minutes: goals


- It is worked in mixed tandems
- External description (alone): worksheet with adjectives, from which five should be selected to describe the members of the other age group (5 min.)
- Self-description (alone): Worksheet with adjectives, from which five should be selected, which describe how members of the other age group describe their own age group (5 min.)
- Matching (both): comparison of perceptions (10 minutes)
- Plenary integration including explanation of meta-stereotypes (10 minutes)



Reflection: How do you see members of the other age group? How do they see you?

1


Please select the adjectives on the worksheet that best describe the members of the other age group.



5
minutes

2


On the worksheet, please select the adjectives that you think members of the other age group use to describe members of your own age group.




5
minutes

3

Then compare your adjective lists with those of your dyad partner. Discuss similarities and differences.



10
minutes



DIVERSITY TRAINING

Identity-Oriented Age Diversity Training Reflection on age group descriptions

Please select five adjectives that describe best how you perceive the other age group (5 minutes)

Arrogant	Organized
Enthusiastic	Pessimistic
Selfish	Reflective
Ambitious	Subdued
Energetic	Fast
Committed	Status-oriented
Narrow minded	Structured
Decisive	Stubborn
Learning	Technically savvy
Extrovert	Traditionally oriented
Patient	Unexperienced
Meticulous	Impolite
Prioritizing own needs	Nonconventional
Innovative	Unfocused
Conservative	Unmotivated
Creative	Immature
Slow	Insecure
Boring	Irresponsible
Loud	Uninhibited
Bearish	Wise
Näive	Appreciative
Optimistic	Reliable

Adjectives that describe the other age group:

1.

2.

3.

4.

5.

This exercise is based on the work on metastereotypes by Finkelstein, L. M., Ryan, R. M., & King, E. B. (2013). What do the young (old) people think of me?: Content and accuracy of age-based metastereotypes. *European Journal of Work and Organizational Psychology, 22*(6), 633–657.

DIVERSITY TRAINING

Identity-Oriented Age Diversity Training Reflection on age group descriptions

Please select five adjectives that best describe how members of the other age group experience your own age group (5 minutes).

Arrogant	Organized
Enthusiastic	Pessimistic
Selfish	Reflective
Ambitious	Subdued
Energetic	Fast
Committed	Status-oriented
Narrow minded	Structured
Decisive	Stubborn
Learning	Technically savvy
Extrovert	Traditionally oriented
Patient	Unexperienced
Meticulous	Impolite
Prioritizing own needs	Nonconventional
Innovative	Unfocused
Conservative	Unmotivated
Creative	Immature
Slow	Insecure
Boring	Irresponsible
Loud	Uninhibited
Bearish	Wise
Naïve	Appreciative
Optimistic	Reliable

Adjectives that describe how the other age group perceives your age group:

1.

2.

3.


4.

5.

Additional comments / thoughts:

Joint Discussion in Plenary

- How many "common adjectives" have you discovered?
- What were the most noticeable differences?
- What surprised you?
- Which adjectives are missing from the list?



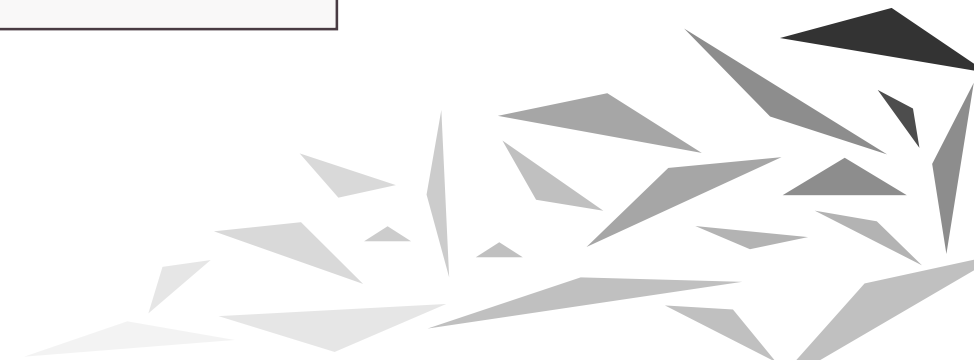
Background information: meta-stereotypes



Stereotypes



Meta-stereotypes




Background information: meta-stereotypes



Stereotypes

Stereotypes are prejudices that we have against others and that are usually activated automatically

BUT: Reflection on your own stereotypes can contribute to a more conscious approach



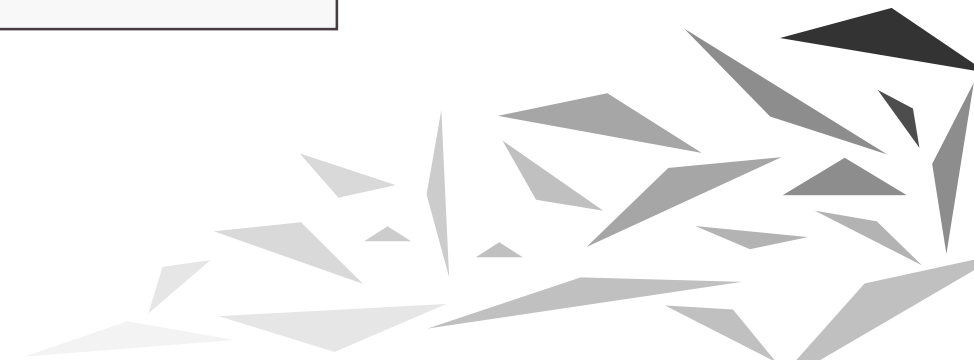
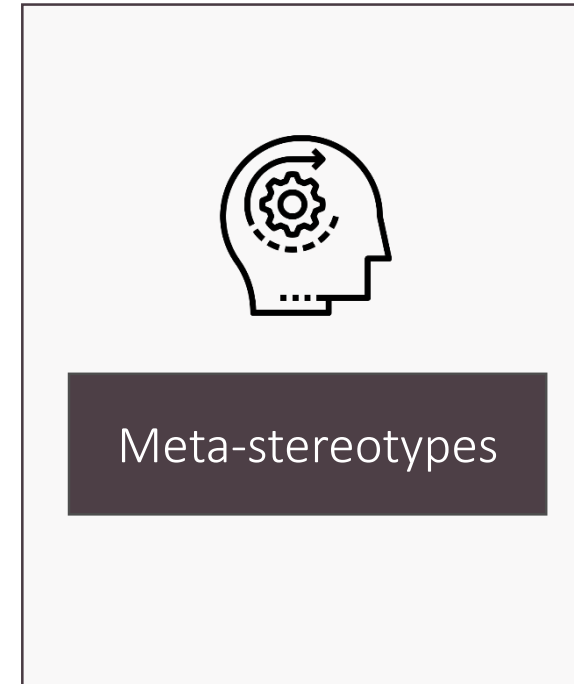
Background information: meta-stereotypes

Meta-stereotypes describe our idea of what prejudices others might have against us

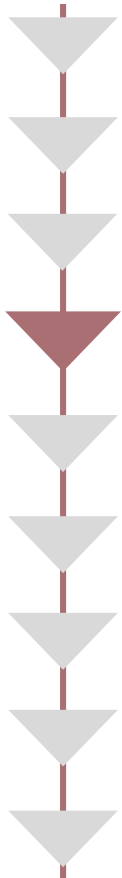
Meta stereotypes are, so to speak, stereotypes about stereotypes


Meta-stereotypes can be detrimental when they inhibit and limit our actions

Here, too, reflection helps to reduce the impact of meta-stereotypes




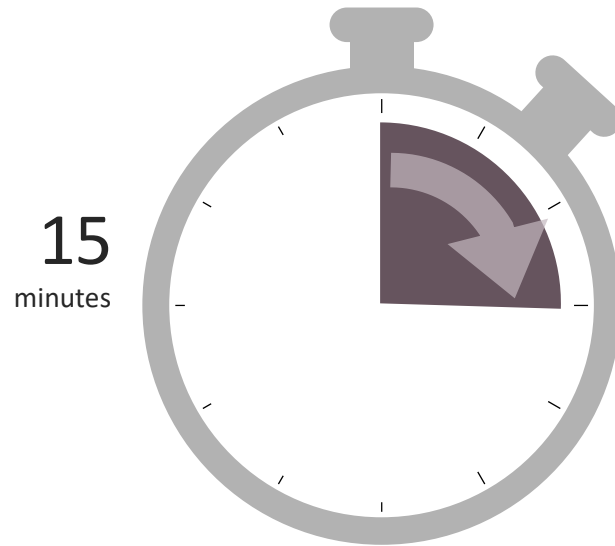
Agenda

- 
1. Agenda and welcome [~15 mins]
 2. Introduction to age diversity [~30 mins]
 3. Reflection on age group descriptions [~30 mins]
 4. Identity integration [~30 mins]
 5. *Coffee break* [~30 mins]
 6. Knowledge, types of knowledge and age diversity [~30 mins]
 7. Knowledge integration [~30 mins]
 8. Action plan [~30 mins]
 9. Reflection and goodbye [~15 mins]



Reflection: Identifying similarities

1. Please consider five similarities with your colleague of the other age group (5 minutes)
2. Discuss these similarities with your colleague:
 - What do you have in common?
 - Are there similarities that are particularly useful for your collaboration at work?
3. Note the similarities on the handout (10 minutes)



DIVERSITY TRAINING

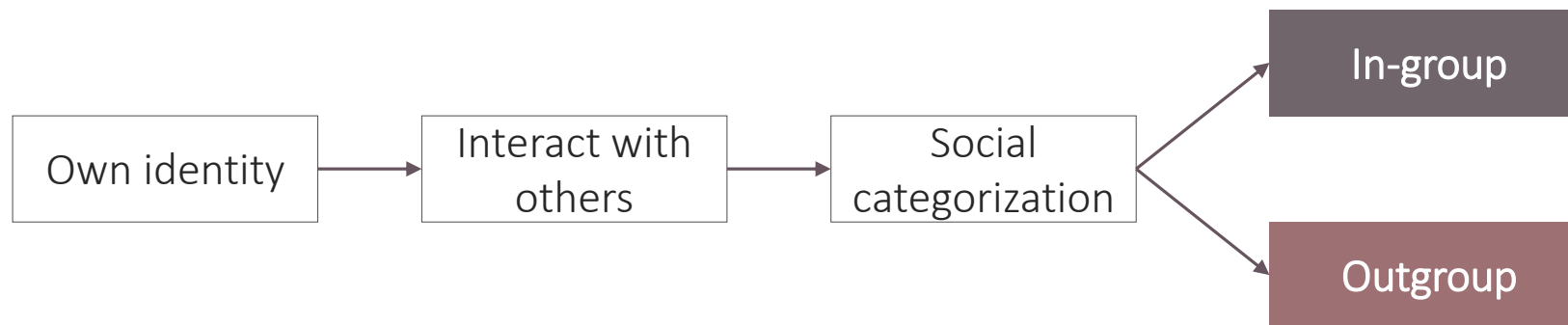
Identity-Oriented Age Diversity Training Similarities

Please write down similarities / things you have in common with your colleague of the other age group.

Theories regarding the challenges of age diversity

Social Identity Theory

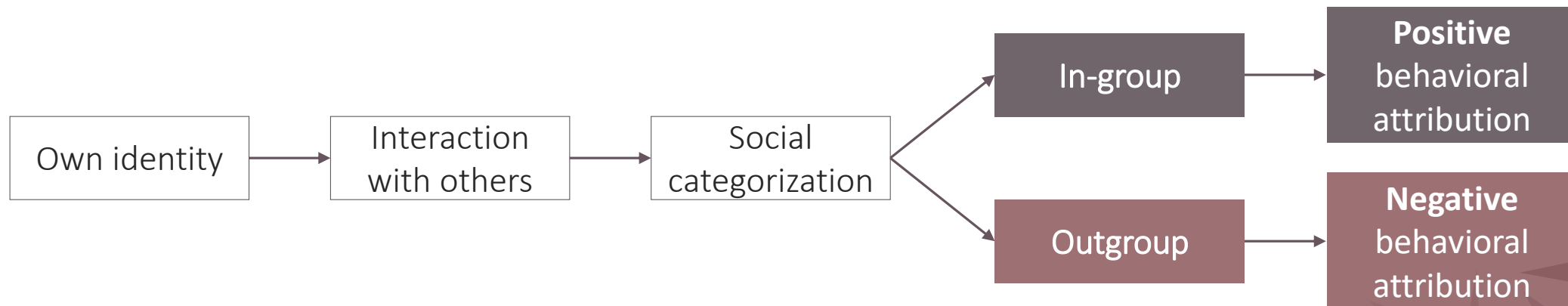
1. People want to confirm their self-image in interactions with others.
2. Because of this, they tend to prefer to interact with similar others.
3. People who are perceived as similar are classified as belonging to the in-group.
4. People who are perceived as more dissimilar are assigned to the out-group.




Consequences of in-group / outgroup categorizations

«In-group / Out-group categorization»

- The categorization in in-group and out-group influences how people explain the behavior of others.
- People tend to make positive behavioral attributions about the behavior of in-group members.
- People tend to make negative behavioral attributions when explaining the behavior of out-group members.




What does research tell us about in-group bias?



The tendency to classify and **favor similar people** as an in-group is described as in-group bias.

In-group bias can occur **between and within teams**.

Sub-groups can form within a team, in which similar team members come together.



Is age diversity always a challenge in organizations?

Individual studies show that age diversity can have negative effects on:

Knowledge transfer in teams
(Ellwart et al., 2013)

Organizational performance
(Kunze et al., 2011)

Implementation of innovations
(O'Reilly et al., 1998)

BUT: The perception of individuals can significantly influence this relationship, so that it becomes insignificant or even positive:


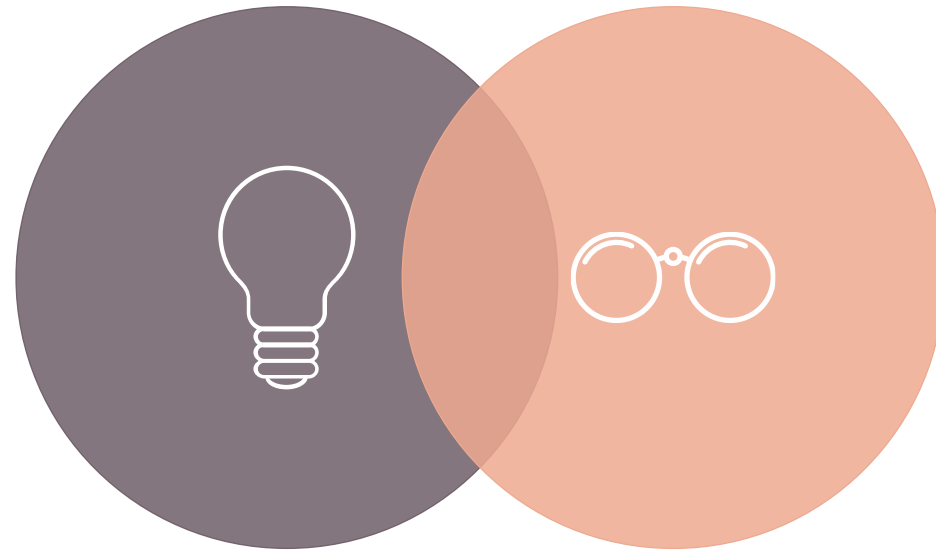
Interdependence of tasks / goals
(Van der Vegt & Janssen, 2003)

Identification with the team
(Van der Vegt & Bunderson, 2005)

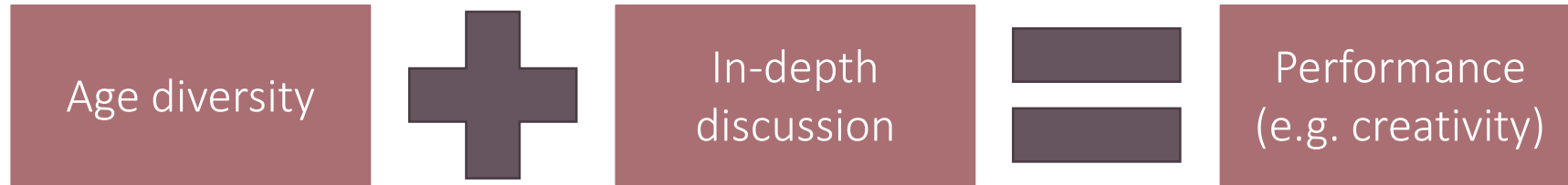
Positive attitude to age diversity
(Homan et al., 2010)



Does this match your experience?



Age diversity can enhance performance through in-depth discussion




Age diversity can have advantages

People of different ages have different knowledge, opinions and perspectives.

When colleagues of different ages work together, these differences must be discussed and processed.

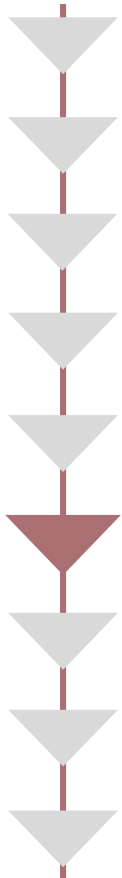
This in-depth discussion can lead to better results (e.g. creativity, innovation).




Break

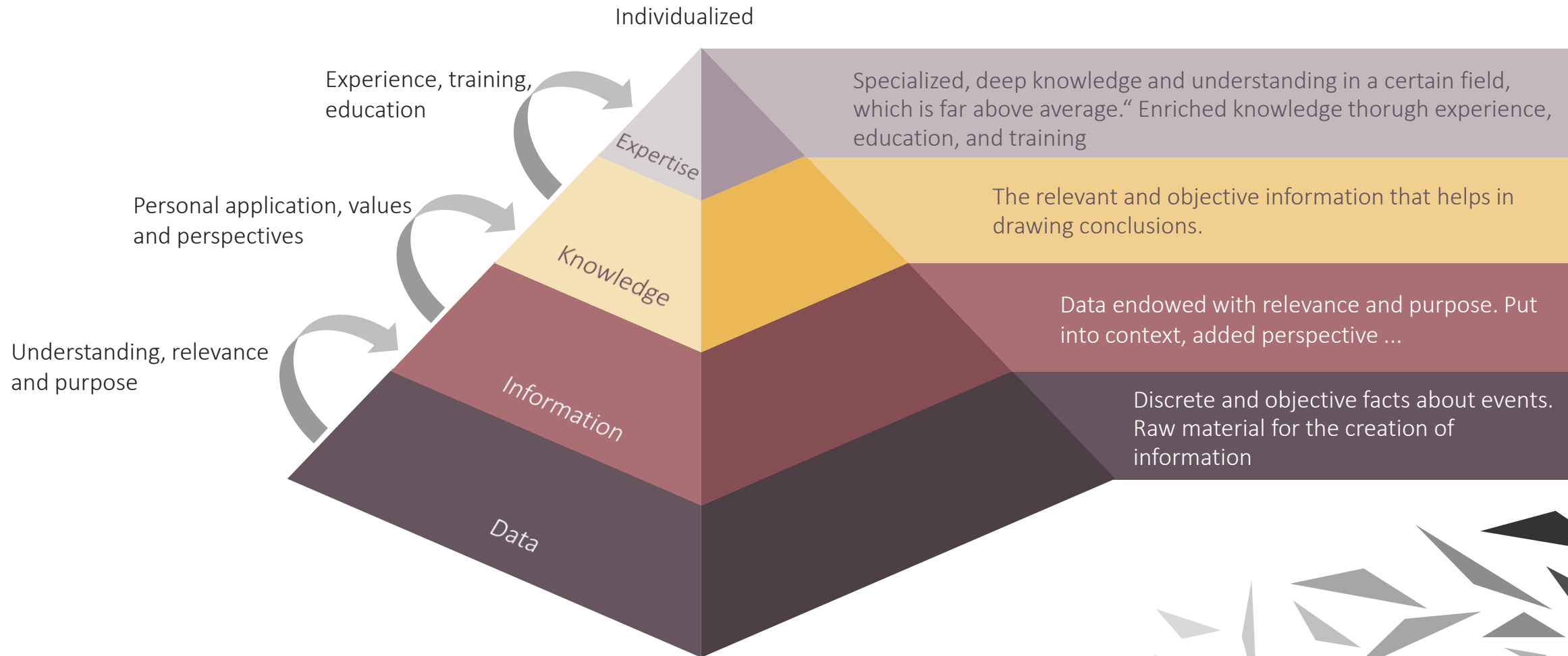


Agenda

- 
1. Agenda and welcome [~15 mins]
 2. Introduction to age diversity [~30 mins]
 3. Reflection on age group descriptions [~30 mins]
 4. Identity integration [~30 mins]
 5. *Coffee break* [~30 mins]
 6. Knowledge, types of knowledge and age diversity [~30 mins]
 7. Knowledge integration [~30 mins]
 8. Action plan [~30 mins]
 9. Reflection and goodbye [~15 mins]



What does science mean by the term, knowledge?



Employees have different types of knowledge

Social knowledge ("know-who")

Knowledge of social groups and rules of togetherness
i.e. knowledge about conflict resolution

Practical knowledge

Knowing how tasks can be done
i.e. operating software / machines

Expert knowledge ("know-what")

Facts that are necessary to do the job
i.e. knowledge about products, customers & machines

Knowledge about knowledge ("know-why")

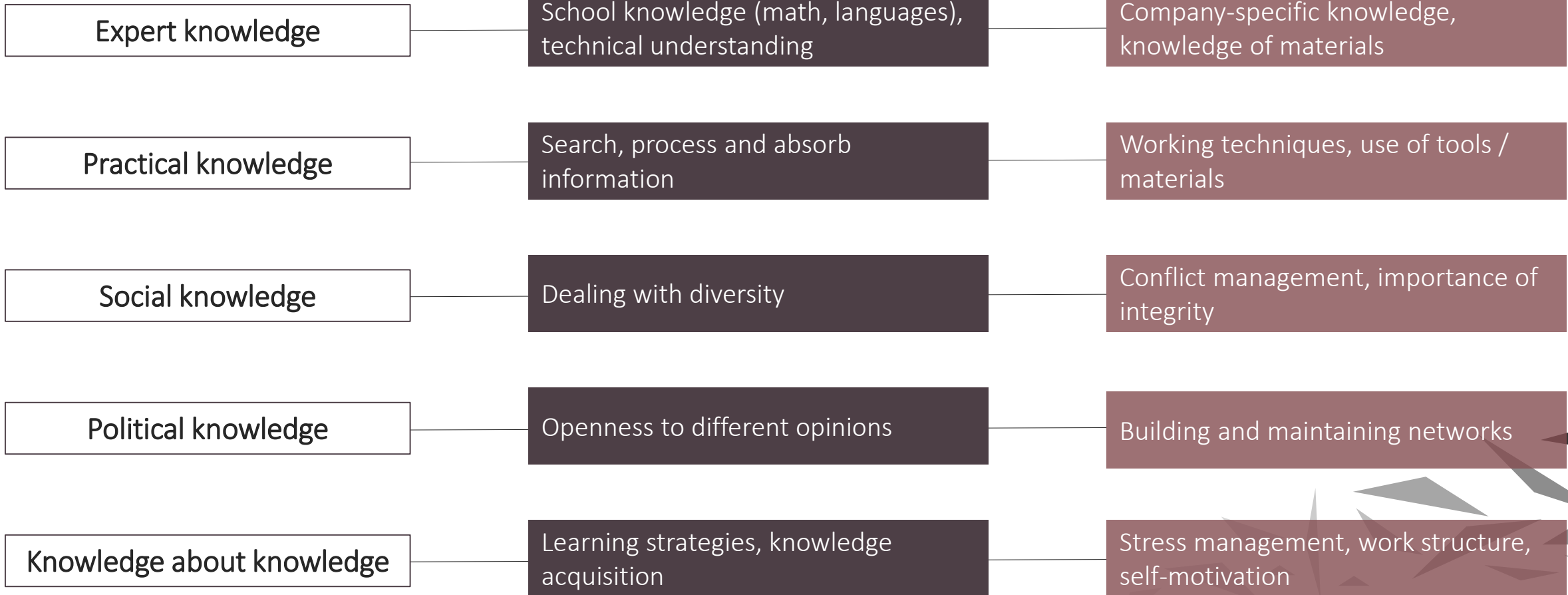
Knowing how to create the right conditions
i.e. problem-solving, information gathering

Political knowledge ("know-when")

Knowledge about decision-makers & informal power structures
i.e. Knowing how to progress in the organization




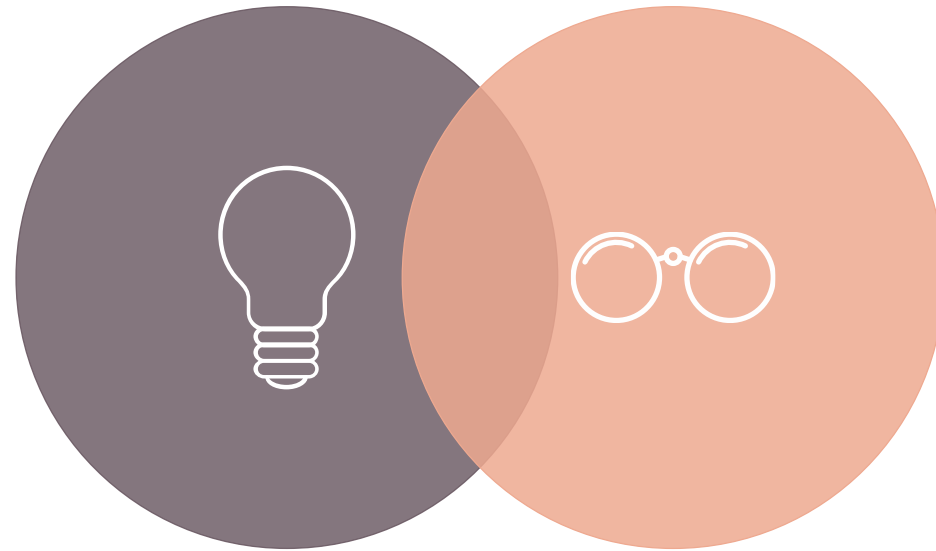
Study finds differences between older and younger workers



(Gerpott et al., 2017)


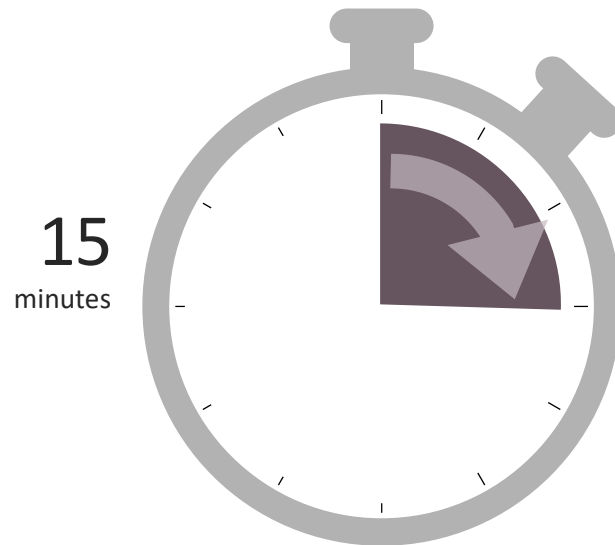
Does this match your experience?

In your view, are types of knowledge missing?



Reflection: What types of knowledge does your colleague have?

- Please use the worksheet with the different knowledge categories to reflect upon the knowledge of your colleague that is relevant in the work context.
- In doing so, consider what knowledge others would request from your colleague.




DIVERSITY TRAINING

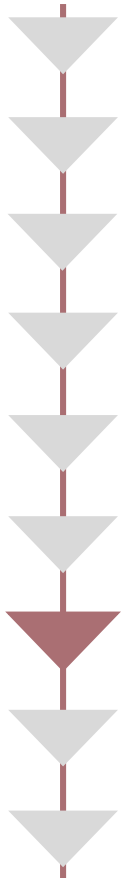
Knowledge-Oriented Age Diversity
Training
Reflection on colleague's knowledge


Political knowledge (knowing about decision-makers and informal power structures).	
Knowledge about knowledge (knowing how to create the right conditions).	
Other knowledge	

Further comments / thoughts regarding the knowledge of the colleague:



Agenda

- 
1. Agenda and welcome [~15 mins]
 2. Introduction to age diversity [~30 mins]
 3. Reflection on age group descriptions [~30 mins]
 4. Identity integration [~30 mins]
 5. *Coffee break* [~30 mins]
 6. Knowledge, types of knowledge and age diversity [~30 mins]
 7. Knowledge integration [~30 mins]
 8. Action plan [~30 mins]
 9. Reflection and goodbye [~15 mins]



Integration: What knowledge do you have available in the dyad?



Use the worksheets you have filled out with the different knowledge types to create a joint knowledge tree.

Knowledge that only
colleague 1 has

Knowledge that only
colleague 2 has

Knowledge that both have

30
minutes




DIVERSITY TRAINING

Knowledge-Oriented Age Diversity
Training

Knowledge integration: Knowledge tree

Together with your training partner, please visualize your knowledge in a knowledge tree. Think about the stem, branches, and leaves of your knowledge tree.



This exercise is based on Wilke, H. (2004). *Einführung in das systemische Wissensmanagement [Introduction to systematic knowledge management]*. Heidelberg: Carl-Auer Verlag.

Reflection: How could you optimally use the identified knowledge?

Discuss how you could optimally use the identified knowledge based on the following key questions

What tasks could you best do together based on your knowledge





In which tasks can you make greater use of the knowledge of your colleague in the future



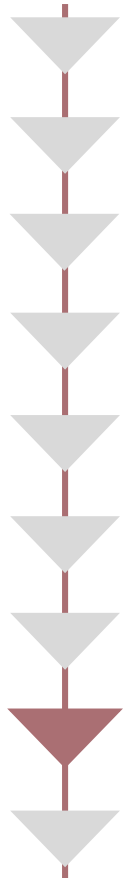
Is there any knowledge that you both don't have but need? Where could you get this knowledge from




15
minutes



Agenda

- 
1. Agenda and welcome [~15 mins]
 2. Introduction to age diversity [~30 mins]
 3. Reflection on age group descriptions [~30 mins]
 4. Identity integration [~30 mins]
 5. *Coffee break* [~30 mins]
 6. Knowledge, types of knowledge and age diversity [~30 mins]
 7. Knowledge integration [~30 mins]
 8. Action plan [~30 mins]
 9. Reflection and goodbye [~15 mins]





Integration: Which measures could you use in everyday work?

Please consider measures together that:


1. Foster collaboration
2. Facilitate use of shared knowledge
3. Make knowledge accessible to each other

Write down your ideas on moderation cards and put them on the pin board.

15
minutes



Integration: Creation of an action plan




Please create an action plan together that will translate the activities into concrete behavior in the next month.



15
minutes

Use the worksheet for this. **Sign the action plan.** Set up an appointment in 3-4 weeks for joint reflection.



DIVERSITY TRAINING

Age Diversity Training Programs Action plan

Please create an action plan together that will translate your learnings during the training into concrete behavior in the next month.

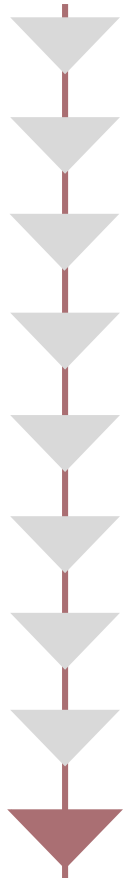
#	Name of the measure	Description of the measure	Date/time
1			
2			
3			
4	Reflection meeting	Meeting of approximately 30 minutes in the coming 3-4 weeks, during which the agreed measures 1-3 are discussed.	


Participant 1: _____

Participant 2: _____

_____, _____ 2020

Agenda

- 
1. Agenda and welcome [~15 mins]
 2. Introduction to age diversity [~30 mins]
 3. Reflection on age group descriptions [~30 mins]
 4. Identity integration [~30 mins]
 5. *Coffee break* [~30 mins]
 6. Knowledge, types of knowledge and age diversity [~30 mins]
 7. Knowledge integration [~30 mins]
 8. Action plan [~30 mins]
 9. Reflection and goodbye [~15 mins]



Reflection

Knowing, understanding




I have learned / dealt with the fact that ...

Emotions, social relations



I was amazed / pleased / annoyed / touched / that ...

Skills, methods



I can and want to do more / less in the future ...

